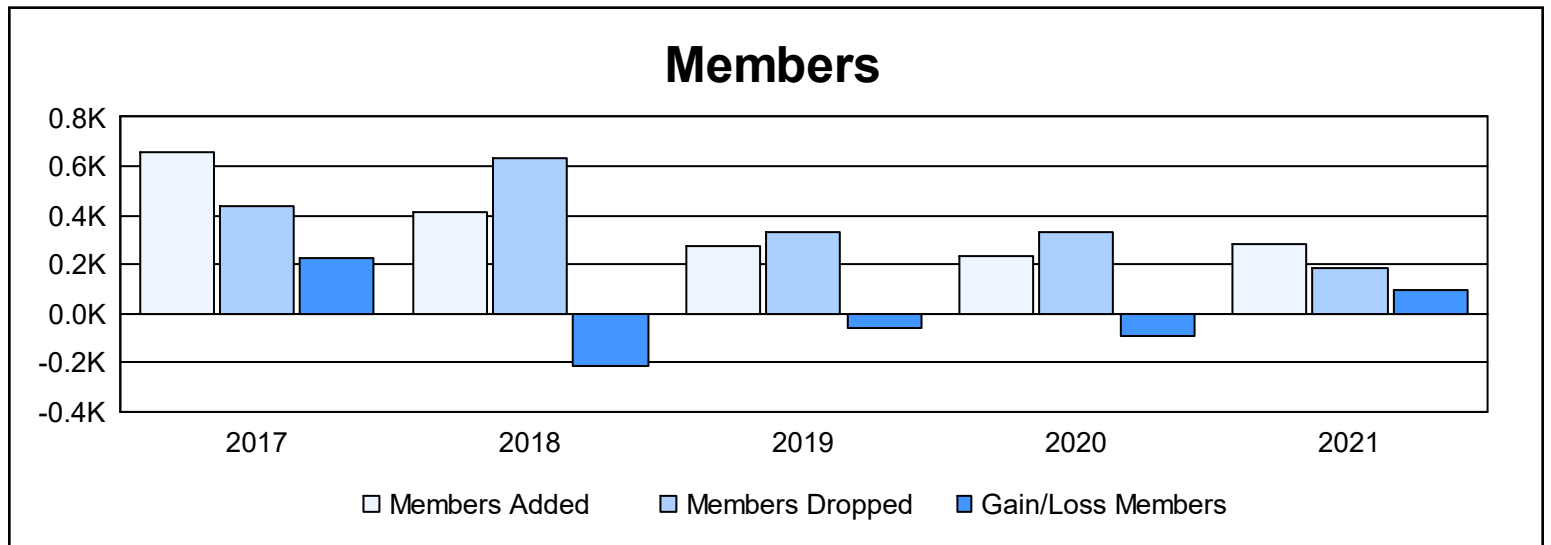
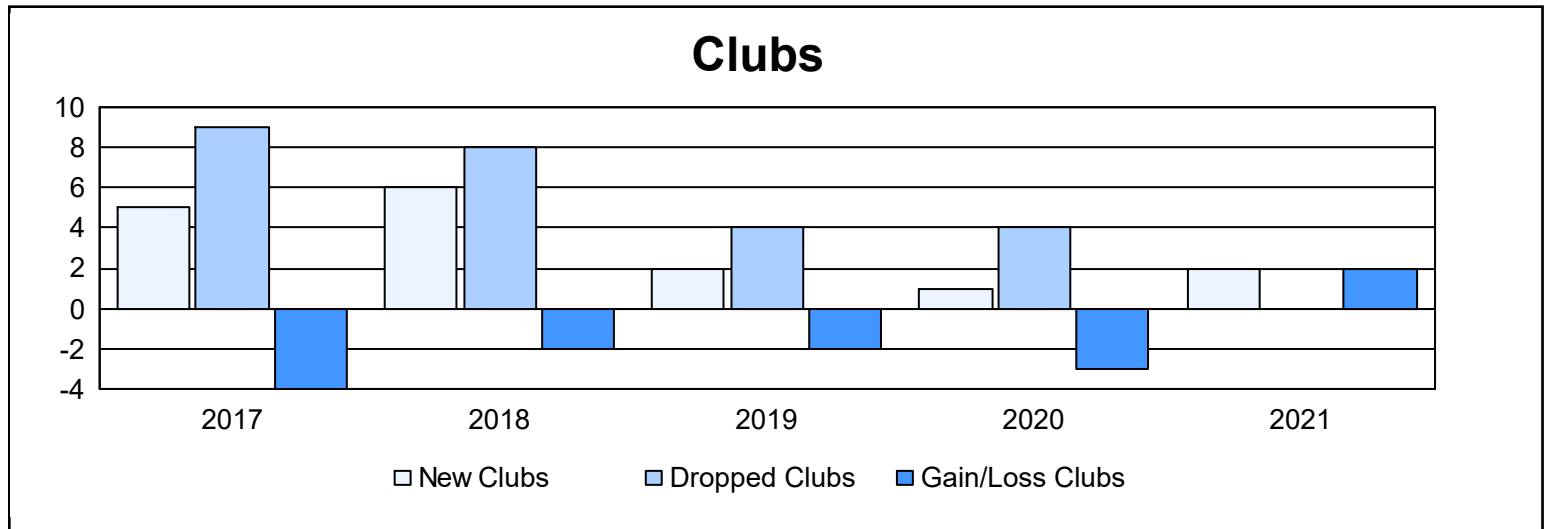
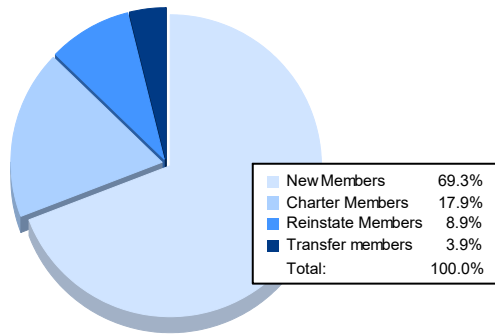


Year	New Clubs	Dropped Clubs	Gain/ Loss Clubs	New Members	Charter Members	Reinstate Members	Transfer Members	Total Member Added	Total Members Dropped	Gain/ Loss Members
2016-2017	5	9	-4	462	154	12	28	656	434	222
2017-2018	6	8	-2	180	162	59	14	415	633	-218
2018-2019	2	4	-2	112	90	59	14	275	335	-60
2019-2020	1	4	-3	162	43	23	7	235	331	-96
2020-2021	2	0	2	194	50	25	11	280	182	98
<b>Average</b>	<b>3</b>	<b>5</b>	<b>-2</b>	<b>222</b>	<b>100</b>	<b>36</b>	<b>15</b>	<b>372</b>	<b>383</b>	<b>-11</b>



### Membership Composition June 2021 Cumulative



### Gender Composition June 2021 Cumulative

